



# SERVICE BULLETIN

Product : NF Monitor	Bulletin No. : 01-C/M-E0021
Model : S/M950NF.CPG19NF.S/M750NF. CPG17NF,CPG17NF	Bulletin Date : 10.May,2001 ECN Date : 10.May,2001
SUBJECT : Countermeasure for Display shift or size change of 17",19" NF model.	

Background : NF model have some display size change and display shift symptom.  
At that case, please apply below countermeasure.

Cause :

Solution : Refer to attached "additional information"

Application Date :


( Interchangeability Code : \* I.C )

Location No.	OLD (before) Parts		NEW (changed) Parts		* I.C
	SEC Code	Description	SEC Code	Description	
					C

Type	A type	B type	C type	D type	E type	F type
Interchange Type Code (* I.C )	OLD → Early (Parts) / NEW → Late (Prod.)	OLD → Early (Parts) / NEW → Late (Prod.)	OLD → Early (Parts) / NEW → Late (Prod.)	OLD → Early (Parts) / NEW → Late (Prod.)	Parts Addition (None New)	Parts deletion (Old Del.)
Application	Reference ( ) Only Defected sets ( ○ ) Whole sets ( )					
Attachment	Schematic Diagram ( ) Component Lay-out ( ) Exploded View ( ) Mechanical Diagram ( ) None ( ) Others ( 0 )					
Product Month : - all	Serial No. (~ from)					
Published by : C.J.Oh	Checked by : C. K.Park		Approved by : Y.K.Yoo			


**A. Countermeasure for V-position shift**

1. Add jump wire on back side of PCB




2. Replace R301

L/No	Before	Part Number	After	Part Number
R301	R-METAL 100K 1%	<b>2004-000193</b>	R-M,FILM 220K 1%	<b>2004-000560</b>




3. Remove jumper wire which connecting IC261 #13(Vref) and JP68

Remove



### B. Countermeasure for increasing H-size

L/No	Before	Part Number	After	Part Number
R286	R-CARBON 180K 5%	<b>2001-000395</b>	R-METAL 180K1%,1/4W	<b>2004-000398</b>
R289	R-CARBON 150K 5%	<b>2001-000354</b>	R-METAL 150K 1%	<b>2004-000327</b>



R286

R289